

Best Practice Guide

4

**Electrical installation condition reporting:
Classification Codes for domestic and
similar electrical installations**

(issue 6)

Index:

<u>Introduction</u>	<u>.4</u>
<u>Electrical Installation Condition Report</u>	<u>.5</u>
<u>Purpose of periodic inspection, testing and reporting</u>	<u>.6</u>
<u>The inspector</u>	<u>.7</u>
<u>Periodic inspection and testing procedures</u>	<u>.8</u>
<u>Classification Codes</u>	<u>.9</u>
<u>Summary of the conditions of the installation</u>	<u>.12</u>
<u>Distributor and Supplier Equipment</u>	<u>.14</u>
<u>Examples of the use of Classification Codes</u>	<u>.15</u>
<u>Contributors and supporters</u>	<u>.24</u>

Electrical installation condition reporting: Classification codes for domestic and similar electrical installations

Best Practice Guide 4

The aim of this Guide is to provide practical guidance for skilled persons competent in electrical inspection and testing on the use of the Classification Codes that need to be attributed to each observation recorded during the periodic inspection and testing of an electrical installation for the benefit of the person ordering the report.

The guidance is limited to the range of observations that are likely to be associated with domestic and similar electrical installations.

However, the guidance may also be applied to similar situations encountered in other types of installation.

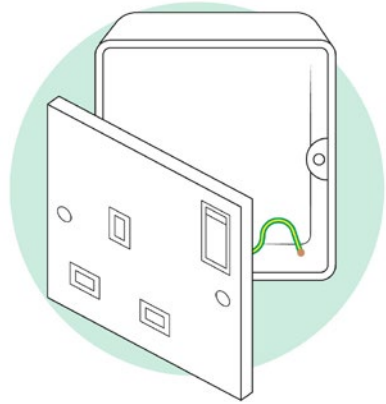
It takes into account the requirements of BS 7671:2018+A2:2022 (BS 7671).

Introduction

Every electrical installation deteriorates with use over time. The inspector must also be aware that inadequate or unsafe alterations, additions and repairs may have been made. To verify and ensure that the user and installation are safe it is important that every installation is periodically inspected and tested by a competent person.

BS 7671 recommends that every electrical installation is subjected to periodic inspection and testing (Regulation 135.1 refers). Inspection and testing should be carried out at appropriate intervals to determine what, if anything, needs to be done to ensure that the installation's safety and integrity are still of a satisfactory and serviceable condition. The results of the inspection and testing need to be detailed clearly in a report. Any observed damage, deterioration, defects, dangerous conditions, and non-compliances with the requirements of the current edition of BS 7671 that may give rise to danger should be recorded (Regulation 653.2) and appropriately classified for remedial action.

It should be taken into account that, as stated in the introduction to BS 7671, existing installations which have been installed in accordance with earlier editions of BS 7671 may not comply with the current edition in every respect. This does not necessarily mean that they are unsafe for continued use or require upgrading.



Inspecting a socket-outlet

Electrical Installation Condition Report (EICR)

As its title indicates, this is a report and not a certificate. It provides an assessment of the current in-service condition of an electrical installation against the requirements of the edition of BS 7671 current at the time of the inspection, irrespective of the age of the installation.

The report is for the benefit of the person ordering the work and of persons subsequently involved in additional or remedial work, or further inspections. The report may be required for one or more of a variety of reasons, each of which may impose particular requirements or limitations on the inspection and testing.

The report is required to include details of the extent of the installation that has been inspected and tested and of any limitations applied to the inspection and testing (Regulation 653.2) including the reasons for any such limitations and the name of the person with whom those limitations were agreed. It should be noted that the greater the limitations applied to the report, the lesser is the scope of the inspection and testing carried out, and hence the value of the report is correspondingly diminished. The report is also required to include a record of the inspection and the results of any testing which has been carried out.

The report provides a formal declaration that, within the agreed and stated limitations, the details recorded, including the observations and recommendations, and the completed schedules of inspection and test results, give an accurate assessment of the condition of the electrical installation at the time it was inspected.



A typical periodic inspection notice for an older installation

Purpose of periodic inspection, testing and reporting

The main purpose of periodic inspection and testing is to detect so far as is reasonably practicable, and to report on, any factors impairing or likely to impair the safety of an electrical installation.

The aspects to be covered include all of the following:

- Safety of persons against the effects of electric shock and burns
- Protection against damage to property by fire and heat arising from an installation defect
- Confirmation that the installation is not damaged or deteriorated so as to impair safety
- Identification of non-compliances with the current edition of BS 7671, or installation defects, which may give rise to danger.

Where an installation is deemed to be in a satisfactory condition for continued service, this outcome does not extend beyond the recommended date for reinspection stated in the report.



Electrical installations in poor condition present risks of fire as well as electric shock

The inspector

Periodic inspection and testing of existing electrical installations should only be carried out by electrically skilled persons competent in such work.



Electrical tests being carried out

To be competent in periodic inspection and testing of existing electrical installations, persons must as a minimum:

- Have sufficient knowledge and experience of electrical installation matters to avoid injury to themselves and others
- Be familiar with, and understand, the requirements of the current edition of BS 7671 including those relating to periodic inspection, testing and reporting
- Be skilled in the safe application of the appropriate test instruments and test procedures
- Have a sound knowledge of the particular type of installation to be subjected to periodic inspection and testing
- Have sufficient information about the function and construction of the installation to allow them to proceed in safety.

Guidance on safe isolation procedures is available in Best Practice Guide No.2 '*Guidance on the management of electrical safety and safe isolation procedures for low voltage installations*' published by Electrical Safety First, which can be downloaded free of charge from electricalsafetyfirst.org.uk and the websites of some of the other contributing bodies.

Periodic inspection and testing procedures

The procedures for periodic inspection and testing differ in some respects from those for the initial verification of new installation work. This is because the subject of an electrical installation condition report is usually an installation which has been energised and in use for some time. Particular attention therefore needs to be given during the inspection process to assessing the condition of the installation in respect of:

- Safety
- Wear and tear
- Corrosion
- Damage and deterioration
- Excessive loading
- Age
- External influences
- Suitability for purpose (taking account of any changes in use or building extensions etc)
- Inadequacies in the original design or of the installation as installed.

Also, for reasons beyond the inspector's control, the inspector may be unable to gain access to parts of the existing installation. For example, it is usually impracticable to inspect cables that have been concealed within the fabric of the building or it may not be possible to readily trace or identify an individual circuit.

Such restrictions are likely to result in the inspection and testing of those parts of the installation being limited, or being omitted entirely from the process.

Where a limitation exists - whether agreed or operational - it should be recorded on the Electrical Installation Condition Report

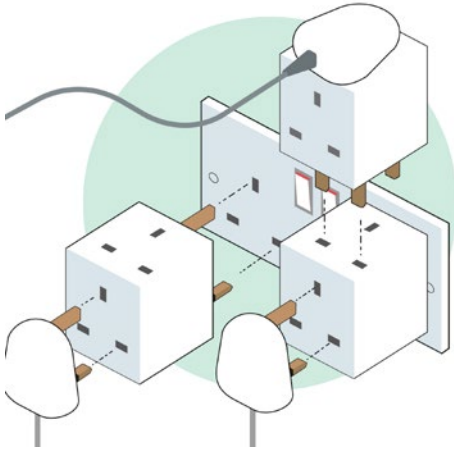
Where, during the course of inspection or testing, an immediate danger is found to be present in an installation (from an accessible exposed live part, for example), immediate action, even if only of a temporary nature, will be necessary to make it safer before continuing. However, unless the dangerous condition has been rectified permanently and hence made satisfactory, the dangerous condition should still be recorded in the report and classified accordingly.

Inspectors should note that, even in domestic premises, Section 3 of the Health and Safety at Work etc Act 1974 and the Electricity at Work Regulations 1989 effectively require them, with the agreement of the user or owner, to make every effort to make safe, before leaving site any dangerous conditions found in an installation.

For example, where there are accessible, exposed live parts due to blanks missing from a consumer unit, suitable temporary barriers should be provided to protect persons from direct contact with those live parts.

As persons using the installation are at risk, it is not sufficient simply to draw attention to the danger when submitting the electrical installation condition report. At the very least, the inspector must ensure that the client is made aware, at the time of discovery, of the danger that exists. An agreement should be made with the client as to the appropriate action to be taken to remove the source of danger (for example, by switching off and isolating the affected part of the installation until remedied), before continuing with the inspection or testing. In some cases, this may prevent inspection and testing work from continuing.

Some certification, registration and membership bodies make available 'dangerous condition notification' forms. These assist inspectors to record, and then to communicate immediately to the person responsible for the safety of the installation, any dangerous condition discovered..



Inadequate provision of socket-outlets

Observations

The periodic inspection and testing procedures should identify any damage, deterioration, defects and conditions within the installation that give rise, or potentially give rise, to danger. The procedures should also identify any inadequacies for which remedial action would contribute to an improvement in the safety of the electrical installation.

After due consideration, each such observed safety issue should be recorded at the appropriate point in the inspection or test results schedule, and further detailed in the 'observations' section of the report.

The observations should be based on the requirements of the edition of BS 7671 current at the time of the inspection, not on the requirements of an earlier edition current at the time the installation was constructed.

Each observation should be written in a clear, accurate and concise manner that is likely to be understood by the person ordering the work.

Typically, the use of technical language should be avoided unless the recipients of the report will be familiar with such language.

An electrical installation condition report is intended to be a factual report on the condition of an installation, not a proposal for remedial work. Therefore, each recorded observation should describe a specific defect, omission, instance of damage or dangerous condition.

The observation should detail what the situation is, and not what is considered necessary to put it right.

Classification Codes

Each observation relating to a concern about the safety of the installation should be attributed an appropriate Classification Code selected from the standard codes C1, C2, C3 and FI. Each code has a particular meaning:

Code C1	'Danger present'. Risk of injury. Immediate remedial action required
Code C2	'Potentially dangerous'. Urgent remedial action required
Code C3	'Improvement recommended'
Code FI	'Further investigation required'

Only one of the standard Classification Codes should be attributed to each observation. If more than one Classification Code could be attributed to an observation, only the most serious one identified should be used (Code C1 being the most serious). Where the inspection and testing procedures identify an item which is dangerous or potentially dangerous, it should be identified in the inspection or test results schedule of the report by attributing to it a Classification Code C1 or C2, as appropriate, in the 'outcome' column of the inspection schedule or, where provided, the 'remarks' column of the test schedule.

Where the inspection and testing procedures identify an item which is not dangerous or potentially dangerous, but for which improvement is recommended, it should be identified in the inspection or test results schedule of the report by attributing to it a Classification Code C3 in the 'outcome' column of the inspection schedule or, where provided, the 'remarks' column of the test schedule.

Where during inspection and testing an immediate danger is observed that puts the safety of those using the installation at risk, Classification Code C1 (danger present) must be given.

Where a Classification Code C1 is considered appropriate, the client is to be advised immediately, and also in writing, that immediate remedial action is required (or has been taken) to remove the danger.

As previously indicated, this action is necessary to satisfy the duties imposed on the inspector and other duty holders by the Health and Safety at Work etc Act 1974 and the Electricity at Work Regulations 1989.

Wherever an item in the inspection or test results schedule has been attributed a Classification Code C1, C2, C3 or FI, there should be a corresponding observation in the 'observations' section of the report.

Other Terminology Used

Observations (obs)

Items worthy of note, that are not non-compliances with BS 7671, but which do not warrant a classification code.

NC only

A non-conformity with BS 7671 which does not give rise to danger and where improvement is not recommended and is not required to be recorded on an EICR.

Myths

Items that are not non-compliances with BS 7671 and do not require reporting.

In general terms, the Classification Codes should be used as follows:

Code C1 - Danger present Risk of injury (Immediate remedial action required)

This code should be used to indicate that danger exists, requiring immediate remedial action. The persons using the installation are at immediate risk. The person ordering the report should be advised to take action without delay to remedy the observed inadequacy in the installation, or to take other appropriate action (such as switching off and isolating the affected parts of the installation) to remove the danger. The inspector should not wait for the full report to be issued before giving this advice. As previously indicated, some certification, registration and membership bodies make available 'dangerous condition notification' forms to enable inspectors to record, and then to communicate immediately to the person ordering the report, any dangerous condition discovered.

Code C2 - Potentially dangerous (urgent remedial action required)

This code should be used to indicate that, whilst an observed inadequacy is not considered to be dangerous at the time of the periodic inspection, it would become an immediate danger if a fault or other foreseeable event was to occur in the installation or connected equipment. The person ordering the report should be advised that, whilst the safety of those using the installation may not be at immediate risk, remedial action should be taken as a matter of urgency to remove the source of potential danger.

Code C3 - Improvement recommended

This code should be used to indicate that, whilst an observed inadequacy is not considered to be a source of immediate or potential danger, improvement would contribute to an enhancement of the safety of the electrical installation.

FI - Further investigation required without delay

In a domestic or similar installation, it should generally be possible to attribute a Classification Code to each observation without the need for further investigation.

No examples of FI codes applicable for domestic and similar installations are given in this guide.

The purpose of periodic inspection, as previously stated, is not to carry out a fault-finding exercise, but to assess and report on the condition of an installation within the agreed extent and limitations of the inspection. Therefore, where an observation can be attributed a Classification Code, further investigation would not be required for the purposes of completing the condition report.

Further investigation should be called for in respect of any observation that could reasonably be expected to reveal danger or potential danger. Further investigation should not be called for simply because it would be 'nice to know' – for example, why a socket-outlet is unearthed.

If an observation cannot be attributed a Classification Code due to reasonable doubt as to whether danger or potential danger exists, the outcome of the assessment must be reported to be unsatisfactory.

The person ordering the report should be advised that the inspection and/or testing has revealed a potential safety issue which could not, due to the agreed extent or limitations of the inspection, be fully determined, and that the issue should be investigated as soon as possible.

Summary of the conditions of the installation

The summary should adequately describe the general condition of the installation in terms of electrical safety, taking into account the specific observations made. It is essential to provide a clear summary of the condition of the installation having considered, for example:

- The adequacy of the earthing and bonding arrangements
- The suitability of the consumer unit and other control equipment
- The type(s) of wiring system, and its/their condition
- The equipment, including accessories, is adequate and serviceable.
- The presence of adequate identification and notices, where required
- The extent of any wear and tear, damage or other deterioration
- Changes in use of the premises that have led to, or might lead to, inadequacies in the installation.

Minimal descriptions such as ‘poor’, and superficial statements such as ‘recommend a rewire’, are considered unacceptable as they do not indicate the true condition of an installation.

It will often be necessary or appropriate to explain the implications of an electrical installation condition report in a covering letter, for the benefit of recipients who require additional advice and guidance about their installation.

For example, where an installation has deteriorated or been damaged to such an extent that its safe serviceable life can be reasonably considered to be at an end, a recommendation for renewal should be made in a covering letter, giving adequate supporting reasons. Reference to the covering letter should be made in the report.

After due consideration, the overall condition of the installation should be given as either ‘satisfactory’ or ‘unsatisfactory’ in the appropriate place on the condition report.

Where an installation is deemed to be in a satisfactory condition for continued service, this outcome does not extend beyond the recommended date for reinspection stated in the report.

If any observation in the report has been given a Code C1 or Code C2 classification as categorised in this Guide, or if any observations require further investigation (FI) to determine whether danger or potential danger exists, the overall assessment of the condition of the installation must be reported to be ‘unsatisfactory’.

Where only Code C3 observations have been recorded the overall outcome of the report can be stated as being satisfactory.

If there are no observations in the report classified as C1, C2 or FI, it would not be reasonable to report the overall condition of the installation as unsatisfactory.



*Unsatisfactory connections to a downlighter,
requiring a Code C2*

The recommended interval until the next inspection should be made conditional upon all observations that have been given a Classification Code C1 (danger present) being remedied immediately and all observations that have been given a Code C2 (potentially dangerous) or that require further investigation being remedied or investigated respectively as a matter of urgency.

Where the space provided for the description of the general condition of the installation is insufficient for the purpose, the summary should be continued on additional pages, with the numbers of any additional pages used recorded.

Distributor and Supplier Equipment

A visual inspection only should be made of the Distributor/Supplier's intake equipment, including:

- Service cable
- Service head
- Earthing arrangement
- Meter tails
- Metering equipment
- Isolator (where present)

Any inadequacies in such equipment which could result in a dangerous or potentially dangerous situation, should be reported to the person ordering the work and be advised that such dangerous conditions should be reported as a matter of urgency to the network operator or energy supplier, as appropriate, by calling 105.

www.powercut105.com

In terms of completing an EICR, any inadequacies in the intake equipment should be identified by an 'X' for the appropriate item and a comment made in Section K of the EICR.

Such inadequacies should not be used to determine the overall outcome of the report, unless there is access to live parts.



Examples of the use of Classification Codes

It is entirely a matter for the competent person conducting the inspection to decide on the Classification Code to be attributed to an observation. The inspector's own judgement as a competent person should not be unduly influenced by the person ordering the work. The person(s) signing the report are fully responsible for its content and accuracy.

The following examples are not exhaustive.

Category	Code	Description
Access to Live Parts	C1	A circuit protective device is missing from a consumer unit and a suitable and securely fitted blanking piece is not in its place -exposed live parts accessible to touch
Access to Live Parts	C1	An accessory is badly damaged - exposed live parts accessible to touch
Access to Live Parts	C1	Live conductors (line and/or neutral) have no (or damaged) insulation - exposed live parts accessible to touch
Access to Live Parts	C1	Terminations or connections have no (or damaged) barriers or enclosures - exposed live parts accessible to touch
Access to Live Parts	C1	Conductive parts have become live as the result of a fault
Polarity	C1	Incorrect polarity at the origin of the installation
Earthing	C2	Absence of a reliable and effective means of earthing for the installation
Earthing	C2	A metallic gas or oil pipe being used as the means of earthing for the installation
Earthing	C2	A metallic public utility water pipe being used as the means of earthing for the installation
Earthing	C2	Absence of a circuit protective conductor for a circuit supplying items of Class I equipment or connected to switches having metallic face plates
Earthing	C2	Absence of earthing at a socket-outlet

Category	Code	Description
Earthing	C2	Cross-sectional area of the earthing conductor does not satisfy adiabatic requirements (that is, does not comply with Regulation 543.1.1)
Bonding	C2	Absence of effective main protective bonding of extraneous-conductive-parts entering the building
Bonding	C2	Inadequate cross-sectional area of a main protective bonding conductor where the conductor is less than 6 mm ² or where there is evidence of thermal damage
RCD	C2	Absence of additional protection by an RCD for mobile equipment that may reasonably be expected to be used outdoors
RCD	C2	The main RCD for the installation or voltage-operated earth-leakage circuit-breaker on a TT system fails to operate when tested with an instrument or integral test button
Polarity	C2	Incorrect polarity at final circuit, equipment or accessory
Fault/overcurrent protection	C2	Circuits with ineffective overcurrent protection (due, for example, to oversized fuse wire in rewirable fuses)
Fault/overcurrent protection	C2	Earth fault loop impedance value greater than that required for operation of the protective device within the time prescribed in the version of BS 7671 or manufacturers' data current at the time of installation and where no RCD for the circuit installed
Fault/overcurrent protection	C2	Separate protective devices in line and neutral conductors (for example, double-pole fusing)
Fault/overcurrent protection	C2	Circuit protective device or other product under a safety recall – see ESF guidance: Product Recalls
Bathrooms	C2	Socket-outlets other than SELV or shaver socket-outlets located less than 2.5 m horizontally from the boundary of Zone 1 in a location containing a bath or shower
Bathrooms	C2	Absence of supplementary bonding where required, in a location containing a bath or shower, unless all of the requirements of Regulation 701.415.2 permitting omission are met
Bathrooms	C2	A source for SELV described in 414.3 (iv) installed in Zones 0, 1 or 2

Category	Code	Description
Bathrooms	C2	Absence of additional protection by RCD for a circuit supplying a socket-outlet in a location containing a bath or shower in accordance with Regulation 701.512.3
Installation Faults	C2	Unsatisfactory electrical connection - conductors incorrectly inserted or located in terminals
Installation Faults	C2	Unsatisfactory electrical connection - termination secured on insulation
Installation Faults	C2	Unsatisfactory electrical connection - type, number and/or size of conductors unsuitable for the means of connection
Installation Faults	C2	Unsatisfactory electrical connection - a loose connection showing signs of overheating
Installation Faults	C2	A 'borrowed neutral', for example where a single final circuit neutral is shared by two final circuits (such as an upstairs lighting circuit and a separately-protected downstairs lighting circuit)
Installation Faults	C2	A ring final circuit having a discontinuous conductor
Installation Faults	C2	Insulation of live conductors deteriorated to such an extent that the insulating material readily breaks away from the conductors
Installation Faults	C2	Insulation resistance of less than 1 MΩ between live conductors connected together and Earth
Installation Faults	C2	Sheath of an insulated and sheathed non-armoured cable not taken inside the enclosure of an accessory, such as at a socket-outlet or lighting switch, where the unsheathed cores are accessible to touch and/or likely to come into contact with metalwork
Installation Faults	C2	Unenclosed electrical connections, such as at luminaires. (Such a defect can contribute to a fire)
Installation Faults	C2	A ring final circuit cross-connected with another circuit (including live and circuit protective conductors)
Installation Faults	C2	Wiring systems not adequately supported to prevent premature collapse in the event of a fire in locations where this would hinder evacuation or firefighting activities, such as communal areas forming part of an escape route
Equipment/ Accessories	C2	For a consumer unit without a lockable lid, a blank is not suitably secured or durable. Potential access to live parts

Category	Code	Description
Equipment/ Accessories	C2	<p>Mixed branded switchgear components, that have not been verified by their manufacturers, within a consumer unit or distribution board where any of the following apply:</p> <ul style="list-style-type: none"> • there are signs of thermal damage to component or associated connections • the enclosure/assembly has been modified to allow installation of the component • the component is not securely fitted or all connections are not adequate • incorrect manual operation of the component • direction of use of toggles/switches is not the same as existing devices <p>BEAMA provides further guidance in: Consumer Unit Connections Safe Selection of Devices for Installation in Assemblies</p>
Equipment/ Accessories	C2	Unsatisfactory functional operation of equipment where this might result in danger
Equipment/ Accessories	C2	Electrical equipment having an inadequate degree of ingress protection (IP rating) for the external influences likely to occur in the location, if this results in potential danger
Equipment/ Accessories	C2	Immersion heater does not comply with BS EN 60335-2-73 (that is, it does not have a built-in cut-out that will operate if the stored water temperature reaches 98 °C if the thermostat fails), and the cold water storage tank is plastic
Fire/Heat	C2	Evidence of excessive heat (such as charring from electrical equipment causing damage to the installation or its surroundings)
Fire/Heat	C2	Fire risk from incorrectly installed electrical equipment. For example, where a fire barrier is breached - (typically not in an individual dwelling). See BPG 5 for more details
Fire/Heat	C2	Fire risk from lamps exceeding the maximum rated wattage for the luminaires, or placed too close to combustible material. See BPG 5 for more details
Supply	C3	Single-insulated cables in meter cupboard which can only be opened with a key or tool
Earthing	C3	Absence of circuit protective conductors in circuits having only Class II (or all insulated) equipment where they are unlikely to be exchanged for Class I equipment

Category	Code	Description
Bonding	C3	Main protective bonding to gas, water or other installation pipe is inaccessible for inspection, testing and maintenance. (adequacy should be checked by continuity testing)
Bonding	C3	Main protective bonding to gas, water or other installation pipe - connection made to branch pipework where continuity is not assured
RDC-DD	C3	A Type A or Type F RCD is used to supply an EVCP and no RDC-DD has been installed
RCD	C3	A Type AC RCD installed where a Type A RCD is required
RCD	C3	Absence of additional protection by RCD for a socket-outlet that is unlikely to supply mobile equipment for use outdoors, does not serve a location containing a bath or shower, and the use of which is otherwise not considered by the inspector to result in potential danger
RCD	C3	Absence of additional protection by RCD for AC final circuits supplying luminaires in domestic household premises
RCD	C3	Absence of additional protection by RCD for cables installed at a depth of less than 50 mm from a surface of a wall or partition where the cables do not incorporate an earthed metallic covering, are not enclosed in earthed metalwork, or are not mechanically protected against penetration by nails and the like.
Fault/overcurrent protection	C3	Reliance on a voltage-operated earth-leakage circuit-breaker for fault protection, subject to the device being proved to operate correctly.
Bathrooms	C3	Absence of additional protection by RCD for circuits (other than for socket-outlet circuits – which could warrant a Code 2) of a location containing a bath or shower where satisfactory supplementary bonding is present
Installation Faults	C3	Cables, including consumer meter tails, not adequately supported to prevent undue strain on terminations
Installation Faults	C3	Sheath of an insulated and sheathed non-armoured cable not taken inside the enclosure of an accessory, such as at a socket-outlet or lighting switch - where unsheathed cores are not accessible to touch and not likely to come into contact with metalwork
Installation Faults	C3	Use of unsheathed flex for lighting pendants

Category	Code	Description
Installation Faults	C3	Green/yellow insulated conductor of multicore conductor oversleeved and used as live conductor
Installation Faults	C3	Inadequate current rating where an assembly is connected to more than one source of supply and there are no signs of thermal damage to component or associated connections
Installation Faults	C3	PVC/PVC cables installed externally and exposed to sunlight and the elements and there are no signs of deterioration or degradation of the insulation and sheath
Equipment/ Accessories	C3	Consumer unit with a lockable lid, a blank not suitably secured or durable with possible access to live parts.
Equipment/ Accessories	C3	Mixed branded switchgear components, that have not been verified by their manufacturers, within a consumer unit or distribution board where all the following apply: <ul style="list-style-type: none"> • there are no signs of thermal damage to component or associated connections • the enclosure/assembly hasn't been modified • to allow installation of the component • the component is securely fitted and all connections are adequate • correct manual operation of the component • direction of use of toggles/switches is the same as existing devices BEAMA provides further guidance in: Consumer Unit Connections Safe Selection of Devices for Installation in Assemblies
Equipment/ Accessories	C3	Socket-outlet mounted in such a position as to result in potential damage to socket, plug and/or flex
Fire/Heat	C3	Presence of a consumer unit or similar switchgear made from combustible material (e.g. plastic) that is not inside a non-combustible enclosure and which is located under a wooden staircase or within a sole route of escape from the premises
AFDD	C3	Absence of Arc Fault Detection Device (AFDD) in: <ul style="list-style-type: none"> • Higher risk residential buildings (HRRB) • Houses in Multiple Occupation • Purpose-built student accommodation
SPD	C3	<ul style="list-style-type: none"> • Care homes Absence of Surge Protective Device (SPD) where required by 443.4.1 i-iii

Category	Code	Description
EV	C3	An Electric Vehicle charging installation capable of charging a vehicle outside and connected to PME earth where requirements of 722.411.4.1 have not been met
Notices	C3	Absence of warning notices indicating the presence of an alternative or secondary source of electricity, such as a standby generator or microgenerator
Notices	C3	Absence of 'Safety Electrical Connection Do Not Remove' warning notice at a required location
Notices	C3	Absence of appropriate identification of circuits protected by individual protective devices on Consumer unit
Equipment/ Accessories	Obs	Consumer unit is accessible for operation, inspection, testing, fault detection, maintenance and repair, but is located at height
Fire/Heat	Obs	Combustible materials stored in close proximity to the electrical intake equipment (consumer unit/meter/service head)
AFDD	Obs	Absence of Arc Fault Detection Device (AFDD) other than in: <ul style="list-style-type: none"> • Higher risk residential buildings (HRRB) • Houses in Multiple Occupation • Purpose-built student accommodation • Care homes
FA/EL	Obs	The absence of a fire detection and alarm system (smoke/ heat/ carbon monoxide detectors etc)
FA/EL	Obs	The absence of an emergency lighting system in a location normally requiring such a system (for example in a communal area of a block of flats)
Earthing	NC only	Absence of a reliable earth connection to a recessed metallic back box of an insulated accessory, such as where there is no 'earthing tail' connecting the earthing terminal of the accessory to the box, and the box does not have a fixed lug that comes into contact with an earthed eyelet on the accessory
Installation Faults	NC only	Cable core colours complying with a previous edition of BS 7671
Installation Faults	NC only	Installation not divided into an adequate number of circuits to minimize inconvenience for safe operation, fault clearance, inspection and testing e.g. one RCD covering the whole installation

Category	Code	Description
Installation Faults	NC only	Protective conductor of a lighting circuit not (or incorrectly) terminated at the final circuit connection point to a Class II (or insulated) item of equipment, such as at a switch mounting-box or luminaire
Installation Faults	NC only	Switch lines not identified as line conductors at terminations (for example, a conductor having blue insulation is not sleeved brown in switches or lighting points)
Bonding	NC only	Undersized cross-sectional area of a main protective bonding conductor provided that the conductor is at least 6 mm ² and there is no evidence of thermal damage
Fault/overcurrent protection	NC only	Meter tails exceed 3m in length, and no overcurrent protection has been provided on the consumer side of the installation (and max Zs is satisfactory)
Installation Faults	NC only	Bare protective conductor of an insulated and sheathed cable not sleeved with insulation, colour-coded to indicate its function
Installation Faults	NC only	Circuit protective conductors or final circuit conductors in a consumer unit not arranged or marked so that they can be identified for inspection, testing or alteration of the installation.
Fire/Heat	NC only	Presence of a consumer unit or similar switchgear made from combustible material (e.g. plastic) that is not inside a non-combustible enclosure and which is NOT located under wooden staircase, or within a sole route of escape from the premises
Bonding	Myths	Absence of earthing and/or bonding to metallic sinks and baths (unless they are extraneous-conductive-parts in their own right)
Main Bonding	Myths	Absence of bonding connections to boiler pipework (where the pipework is not an extraneous-conductive-part in its own right)
Fault/overcurrent protection	Myths	The use of circuit-breakers to BS 3871
Fault/overcurrent protection	Myths	The use of rewireable fuses (where they provide adequate circuit protection)
Bathrooms	Myths	Shaver supply units complying with BS EN 61558-2-5 installed in Zone 2 of a location containing a bath or shower and located where direct spray from a shower is unlikely

Category	Code	Description
Installation Faults	Myths	Absence of barriers inside a consumer unit (provided the cover is removable only with the use of a key or tool)
Installation Faults	Myths	Absence of switches on socket-outlets and fused connection units
Installation Faults	Myths	Any observation not directly related to electrical safety and hence to the suitability of the installation for continued service.

Best Practice Guide

Electrical Safety First is indebted to the following organisations for their contribution and/or support to the development of this Guide:



AESM
aesm.uk.com

In electronic format, this Guide is intended to be made available free of charge to all interested parties. Further copies may be downloaded from the websites of some of the contributing organisations.



BEAMA
beama.org.uk

The version of this Guide on the Electrical Safety First website (electricalsafetyfirst.org.uk) will always be the latest.



British Gas
britishgas.co.uk

Feedback on any of the Best Practice Guides is always welcome - email: enquiries@electricalsafetyfirst.org.uk



BSI Product Services
bsigroup.com

Electrical Safety First is supported by all sectors of the electrical industry, approvals and research bodies, consumer interest organisations, the electrical distribution industry, professional institutes and institutions, regulatory bodies, trade and industry associations and federations, trade unions, and local and central government.



NICEIC
niceic.com



City & Guild
cityandguilds.com



EAL
eal.org.uk

Published by:

Electrical Safety First
45 Great Guildford Street, London SE1 0ES
Email: enquiries@electricalsafetyfirst.org.uk
Website: electricalsafetyfirst.org.uk



ECA
eca.co.uk



LCL Awards
lclawards.co.uk

Electrical Safety First and other contributors believe that the guidance and information contained in this Best Practice Guide is correct, but all parties must rely on their own skill and judgement when making use of it.



Institution of Engineering and Technology
theiet.org

Neither Electrical Safety First nor any contributor assumes any liability to anyone for any loss or damage caused by any error or omission in this Guide, whether such error or omission is the result of negligence or any other cause. Where reference is made to legislation, it is not to be considered as legal advice. Any and all such liability is disclaimed.



NAPIT
napit.org.uk






SPACES
thespaces.org.uk



SELECT
select.org.uk

© Electrical Safety First. Nov 2022

The latest versions of all the Best Practice Guides are available from electricalsafetyfirst.org.uk



Electrical Safety First

The UK's electrical safety experts

Electrical Safety First is the UK charity dedicated to reducing deaths and injuries caused by electrical accidents. Our aim is to ensure everyone in the UK can use electricity safely

Electrical Safety First
45 Great Guildford Street
London SE1 0ES

electricalsafetyfirst.org.uk
enquiries@electricalsafetyfirst.org.uk

Registered Charity (England and Wales) No. 257376
(Scotland) No. SC039990